

LINE ART PANTONE (PMS) COLORS

####	####	####	####	####	####	####	####	####	####
------	------	------	------	------	------	------	------	------	------

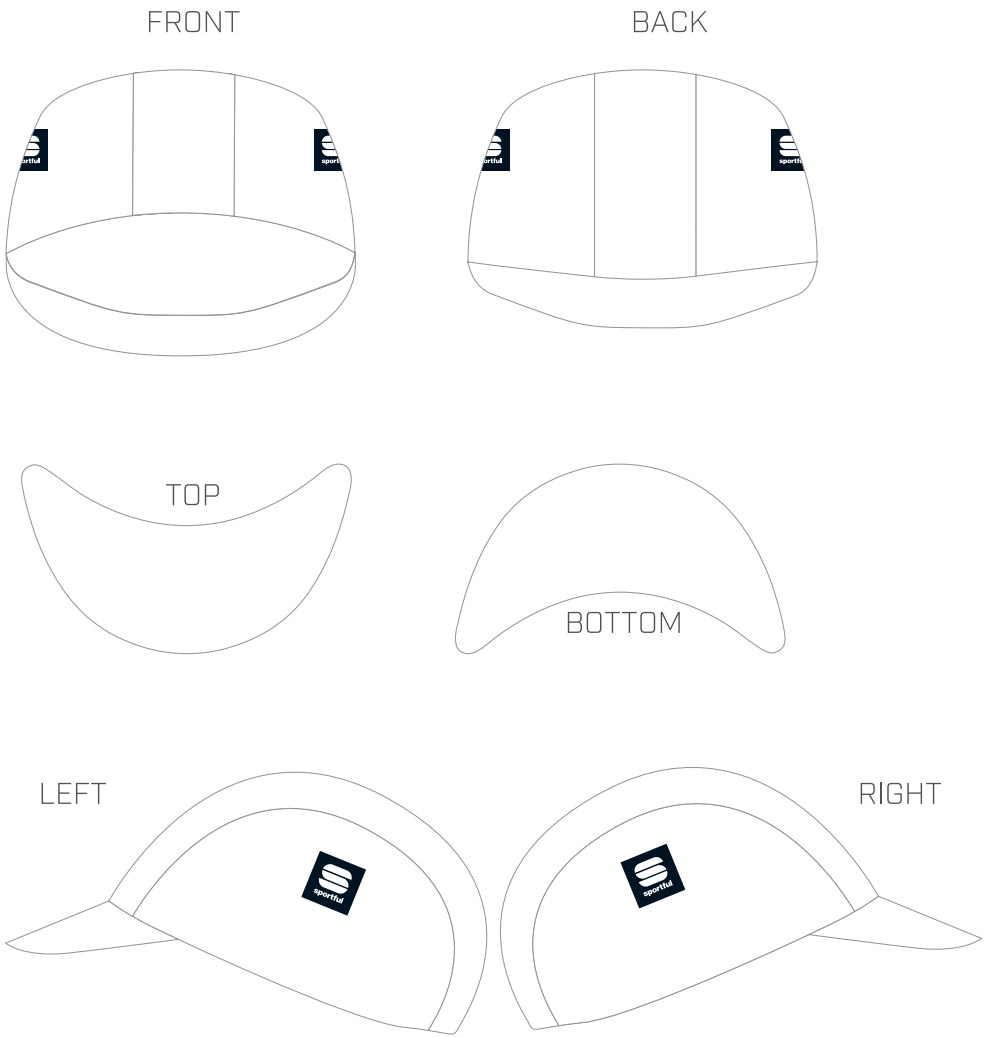
FLUO

####	####	####	####
------	------	------	------

POLICIES AND PROCEDURES

PRODUCTION STARTS ONLY AFTER ORDER, DEPOSIT, AND ART IS APPROVED. ART PLACEMENT IS CONSIDERED TO BE APPROXIMATE IN POSITION AND SCALE. SPORTFUL MAKES EVERY ATTEMPT TO MATCH THE LINE ART AS CLOSELY AS POSSIBLE TO THE FINISHED PRODUCT. DESIGN ELEMENTS THAT CROSS SEAM LINES CANNOT BE GUARANTEED TO LINE UP ON THE FINISHED PRODUCT, CUSTOMER AFFIRMS THEY HAVE PERMISSION TO USE ALL LOGOS CONTAINED IN THE PROVIDED ART FILES.





LINE ART PANTONE (PMS) COLORS



FLUO

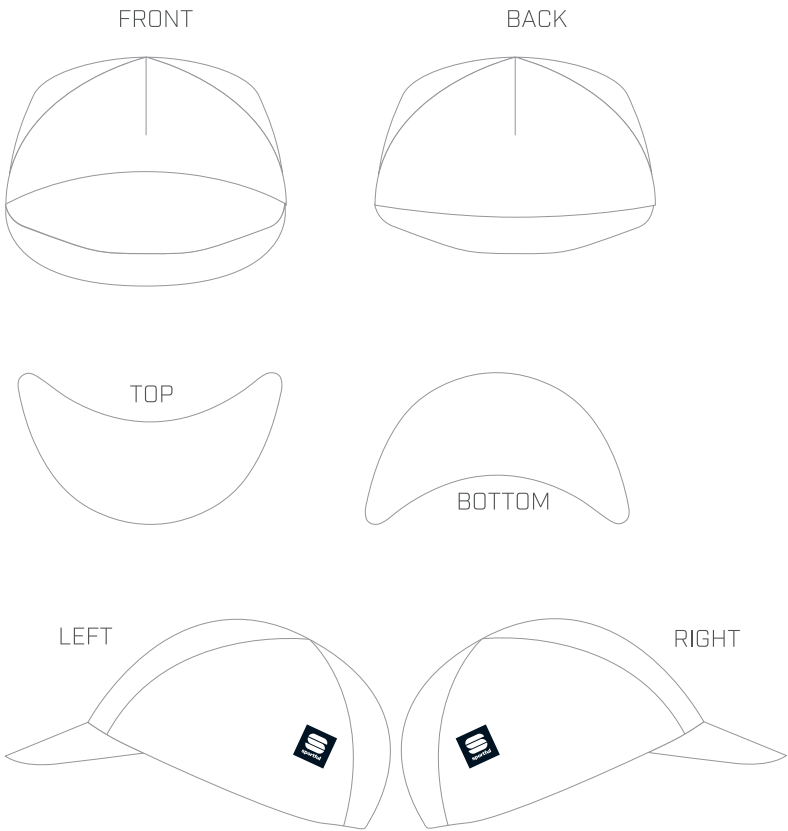


POLICIES AND PROCEDURES

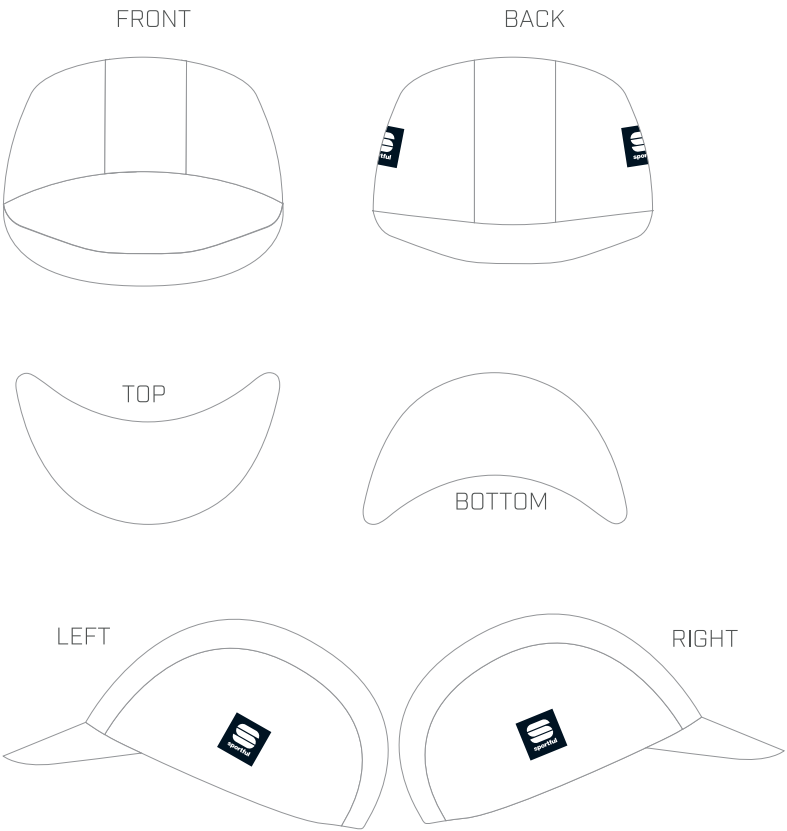
PRODUCTION STARTS ONLY AFTER ORDER, DEPOSIT, AND ART IS APPROVED. ART PLACEMENT IS CONSIDERED TO BE APPROXIMATE IN POSITION AND SCALE. SPORTFUL MAKES EVERY ATTEMPT TO MATCH THE LINE ART AS CLOSELY AS POSSIBLE TO THE FINISHED PRODUCT. DESIGN ELEMENTS THAT CROSS SEAM LINES CANNOT BE GUARANTEED TO LINE UP ON THE FINISHED PRODUCT, CUSTOMER AFFIRMS THEY HAVE PERMISSION TO USE ALL LOGOS CONTAINED IN THE PROVIDED ART FILES.



VAR 001



VAR 002



LINE ART PANTONE (PMS) COLORS



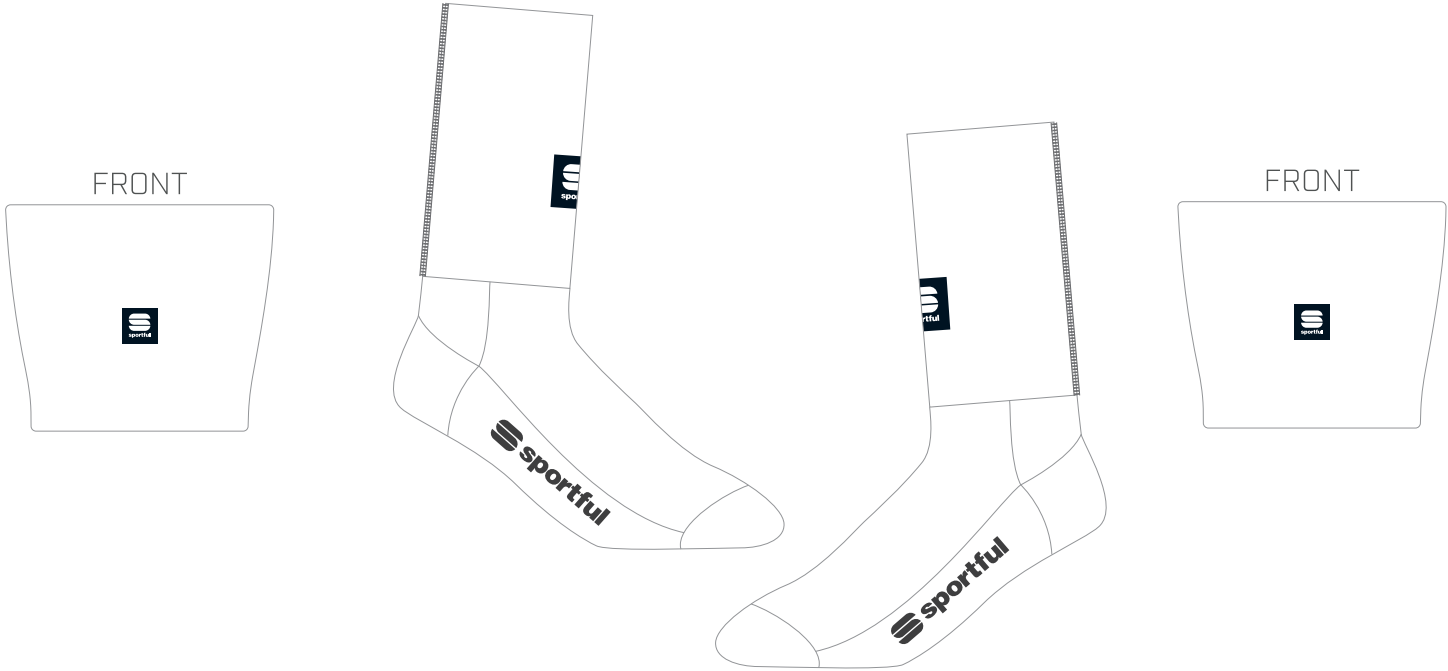
FLUO



POLICIES AND PROCEDURES

PRODUCTION STARTS ONLY AFTER ORDER, DEPOSIT, AND ART IS APPROVED. ART PLACEMENT IS CONSIDERED TO BE APPROXIMATE IN POSITION AND SCALE. SPORTFUL MAKES EVERY ATTEMPT TO MATCH THE LINE ART AS CLOSELY AS POSSIBLE TO THE FINISHED PRODUCT. DESIGN ELEMENTS THAT CROSS SEAM LINES CANNOT BE GUARANTEED TO LINE UP ON THE FINISHED PRODUCT, CUSTOMER AFFIRMS THEY HAVE PERMISSION TO USE ALL LOGOS CONTAINED IN THE PROVIDED ART FILES.





FOOT COLOR



LINE ART PANTONE (PMS) COLORS



FLUO



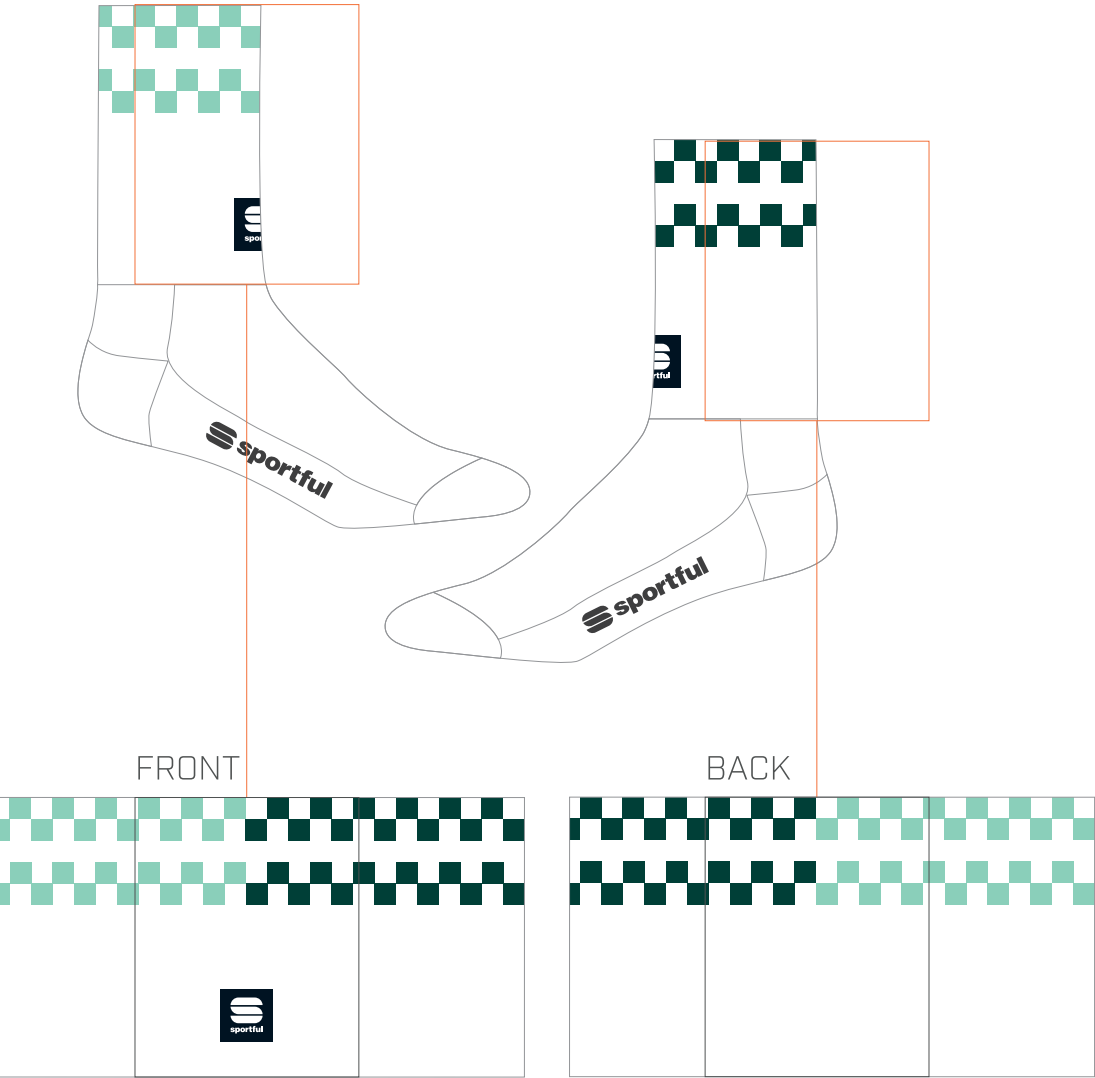
POLICIES AND PROCEDURES

PRODUCTION STARTS ONLY AFTER ORDER, DEPOSIT, AND ART IS APPROVED. ART PLACEMENT IS CONSIDERED TO BE APPROXIMATE IN POSITION AND SCALE. SPORTFUL MAKES EVERY ATTEMPT TO MATCH THE LINE ART AS CLOSELY AS POSSIBLE TO THE FINISHED PRODUCT. DESIGN ELEMENTS THAT CROSS SEAM LINES CANNOT BE GUARANTEED TO LINE UP ON THE FINISHED PRODUCT, CUSTOMER AFFIRMS THEY HAVE PERMISSION TO USE ALL LOGOS CONTAINED IN THE PROVIDED ART FILES.



DESIGN LIMITATIONS

IN KNIT SOCK IT'S NOT POSSIBLE TO
DESIGN GRADIENTS OR SMALL DETAILS



COLOR

SELECTED COLOURS OPTIONS

LINE ART PANTONE (PMS) COLORS

####	####	####	####	####	####	####	####	####	####
------	------	------	------	------	------	------	------	------	------


FLUO

####	####	####	####
------	------	------	------

POLICIES AND PROCEDURES

PRODUCTION STARTS ONLY AFTER ORDER, DEPOSIT, AND ART IS APPROVED. ART PLACEMENT IS CONSIDERED TO BE APPROXIMATE IN POSITION AND SCALE. SPORTFUL MAKES EVERY ATTEMPT TO MATCH THE LINE ART AS CLOSELY AS POSSIBLE TO THE FINISHED PRODUCT. DESIGN ELEMENTS THAT CROSS SEAM LINES CANNOT BE GUARANTEED TO LINE UP ON THE FINISHED PRODUCT, CUSTOMER AFFIRMS THEY HAVE PERMISSION TO USE ALL LOGOS CONTAINED IN THE PROVIDED ART FILES.





LINE ART PANTONE (PMS) COLORS



FLUO



POLICIES AND PROCEDURES

PRODUCTION STARTS ONLY AFTER ORDER, DEPOSIT, AND ART IS APPROVED. ART PLACEMENT IS CONSIDERED TO BE APPROXIMATE IN POSITION AND SCALE. SPORTFUL MAKES EVERY ATTEMPT TO MATCH THE LINE ART AS CLOSELY AS POSSIBLE TO THE FINISHED PRODUCT. DESIGN ELEMENTS THAT CROSS SEAM LINES CANNOT BE GUARANTEED TO LINE UP ON THE FINISHED PRODUCT, CUSTOMER AFFIRMS THEY HAVE PERMISSION TO USE ALL LOGOS CONTAINED IN THE PROVIDED ART FILES.





LINE ART PANTONE (PMS) COLORS




FLUO



POLICIES AND PROCEDURES

PRODUCTION STARTS ONLY AFTER ORDER, DEPOSIT, AND ART IS APPROVED. ART PLACEMENT IS CONSIDERED TO BE APPROXIMATE IN POSITION AND SCALE. SPORTFUL MAKES EVERY ATTEMPT TO MATCH THE LINE ART AS CLOSELY AS POSSIBLE TO THE FINISHED PRODUCT. DESIGN ELEMENTS THAT CROSS SEAM LINES CANNOT BE GUARANTEED TO LINE UP ON THE FINISHED PRODUCT, CUSTOMER AFFIRMS THEY HAVE PERMISSION TO USE ALL LOGOS CONTAINED IN THE PROVIDED ART FILES.





LINE ART PANTONE (PMS) COLORS

####	####	####	####	####	####	####	####	####	####
------	------	------	------	------	------	------	------	------	------


FLUO

####	####	####	####
------	------	------	------

POLICIES AND PROCEDURES

PRODUCTION STARTS ONLY AFTER ORDER, DEPOSIT, AND ART IS APPROVED. ART PLACEMENT IS CONSIDERED TO BE APPROXIMATE IN POSITION AND SCALE. SPORTFUL MAKES EVERY ATTEMPT TO MATCH THE LINE ART AS CLOSELY AS POSSIBLE TO THE FINISHED PRODUCT. DESIGN ELEMENTS THAT CROSS SEAM LINES CANNOT BE GUARANTEED TO LINE UP ON THE FINISHED PRODUCT, CUSTOMER AFFIRMS THEY HAVE PERMISSION TO USE ALL LOGOS CONTAINED IN THE PROVIDED ART FILES.





LINE ART PANTONE (PMS) COLORS

####	####	####	####	####	####	####	####	####	####
------	------	------	------	------	------	------	------	------	------

FLUO

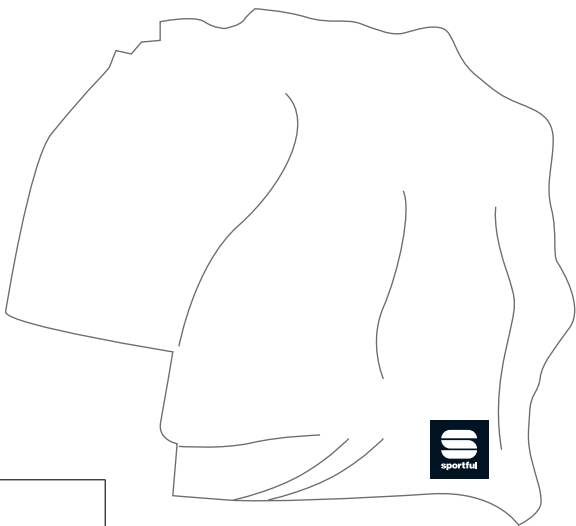
####	####	####	####
------	------	------	------

POLICIES AND PROCEDURES


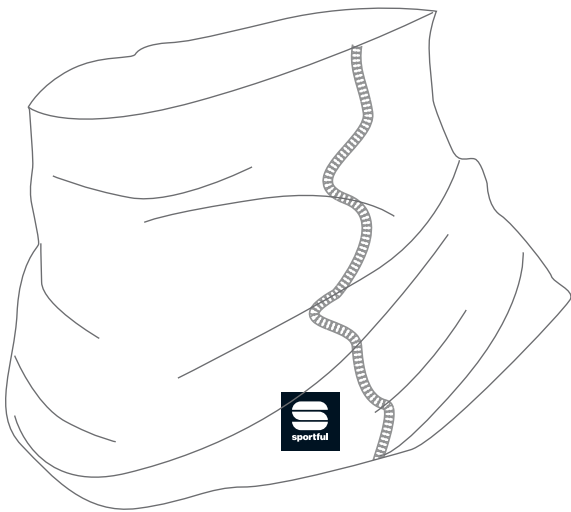
PRODUCTION STARTS ONLY AFTER ORDER, DEPOSIT, AND ART IS APPROVED. ART PLACEMENT IS CONSIDERED TO BE APPROXIMATE IN POSITION AND SCALE. SPORTFUL MAKES EVERY ATTEMPT TO MATCH THE LINE ART AS CLOSELY AS POSSIBLE TO THE FINISHED PRODUCT. DESIGN ELEMENTS THAT CROSS SEAM LINES CANNOT BE GUARANTEED TO LINE UP ON THE FINISHED PRODUCT, CUSTOMER AFFIRMS THEY HAVE PERMISSION TO USE ALL LOGOS CONTAINED IN THE PROVIDED ART FILES.



HEAD



NECK



LINE ART PANTONE (PMS) COLORS



FLUO



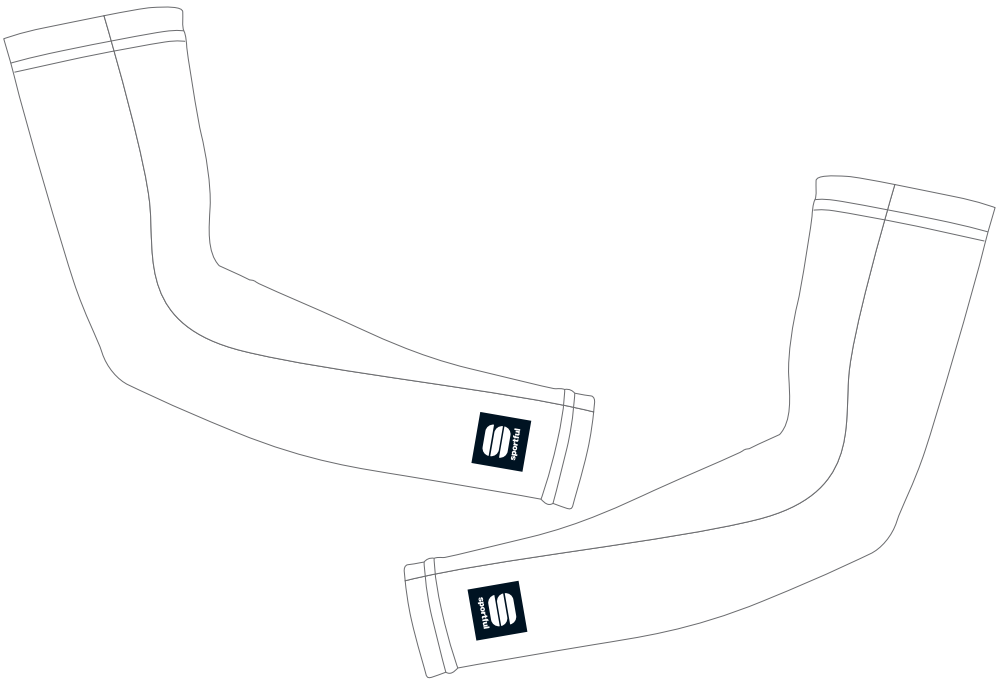
POLICIES AND PROCEDURES

PRODUCTION STARTS ONLY AFTER ORDER, DEPOSIT, AND ART IS APPROVED. ART PLACEMENT IS CONSIDERED TO BE APPROXIMATE IN POSITION AND SCALE. SPORTFUL MAKES EVERY ATTEMPT TO MATCH THE LINE ART AS CLOSELY AS POSSIBLE TO THE FINISHED PRODUCT. DESIGN ELEMENTS THAT CROSS SEAM LINES CANNOT BE GUARANTEED TO LINE UP ON THE FINISHED PRODUCT, CUSTOMER AFFIRMS THEY HAVE PERMISSION TO USE ALL LOGOS CONTAINED IN THE PROVIDED ART FILES.



0702200

THERMAL ARM WARMER



LINE ART PANTONE (PMS) COLORS



FLUO



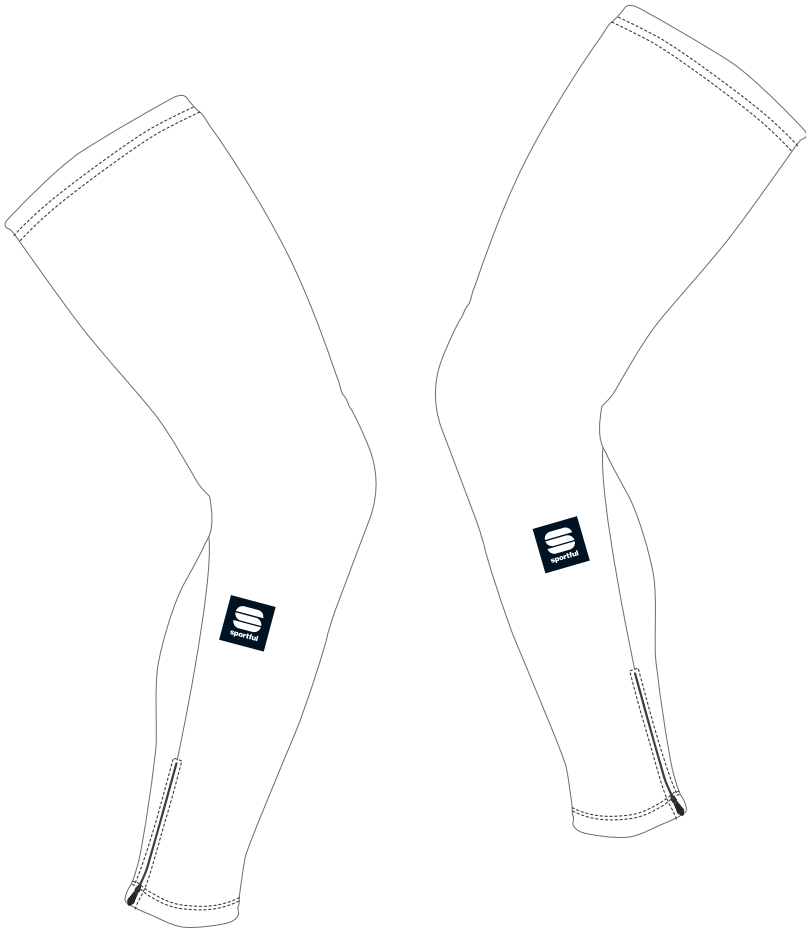
POLICIES AND PROCEDURES

PRODUCTION STARTS ONLY AFTER ORDER, DEPOSIT, AND ART IS APPROVED. ART PLACEMENT IS CONSIDERED TO BE APPROXIMATE IN POSITION AND SCALE. SPORTFUL MAKES EVERY ATTEMPT TO MATCH THE LINE ART AS CLOSELY AS POSSIBLE TO THE FINISHED PRODUCT. DESIGN ELEMENTS THAT CROSS SEAM LINES CANNOT BE GUARANTEED TO LINE UP ON THE FINISHED PRODUCT, CUSTOMER AFFIRMS THEY HAVE PERMISSION TO USE ALL LOGOS CONTAINED IN THE PROVIDED ART FILES.



0700837

THERMAL LEG WARMER



LINE ART PANTONE (PMS) COLORS



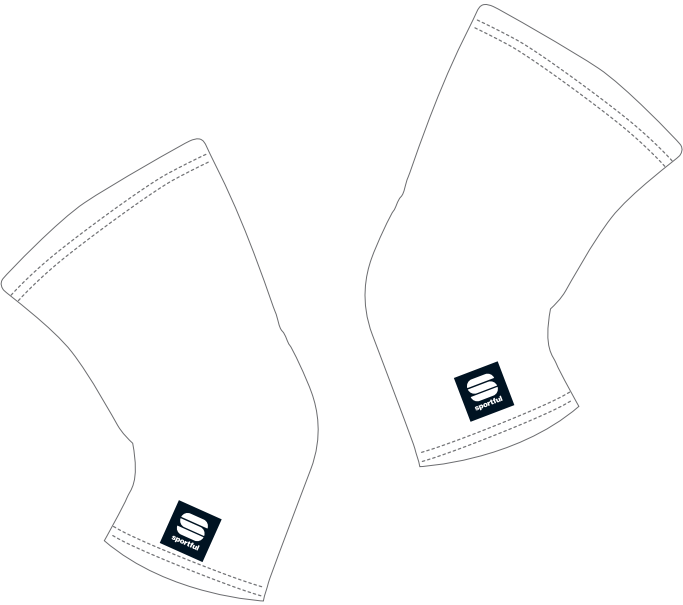
FLUO



POLICIES AND PROCEDURES

PRODUCTION STARTS ONLY AFTER ORDER, DEPOSIT, AND ART IS APPROVED. ART PLACEMENT IS CONSIDERED TO BE APPROXIMATE IN POSITION AND SCALE. SPORTFUL MAKES EVERY ATTEMPT TO MATCH THE LINE ART AS CLOSELY AS POSSIBLE TO THE FINISHED PRODUCT. DESIGN ELEMENTS THAT CROSS SEAM LINES CANNOT BE GUARANTEED TO LINE UP ON THE FINISHED PRODUCT, CUSTOMER AFFIRMS THEY HAVE PERMISSION TO USE ALL LOGOS CONTAINED IN THE PROVIDED ART FILES.





LINE ART PANTONE (PMS) COLORS

####	####	####	####	####	####	####	####	####	####
------	------	------	------	------	------	------	------	------	------

FLUO

####	####	####	####
------	------	------	------

POLICIES AND PROCEDURES

PRODUCTION STARTS ONLY AFTER ORDER, DEPOSIT, AND ART IS APPROVED. ART PLACEMENT IS CONSIDERED TO BE APPROXIMATE IN POSITION AND SCALE. SPORTFUL MAKES EVERY ATTEMPT TO MATCH THE LINE ART AS CLOSELY AS POSSIBLE TO THE FINISHED PRODUCT. DESIGN ELEMENTS THAT CROSS SEAM LINES CANNOT BE GUARANTEED TO LINE UP ON THE FINISHED PRODUCT, CUSTOMER AFFIRMS THEY HAVE PERMISSION TO USE ALL LOGOS CONTAINED IN THE PROVIDED ART FILES.

