

LINE ART PANTONE (PMS) COLORS



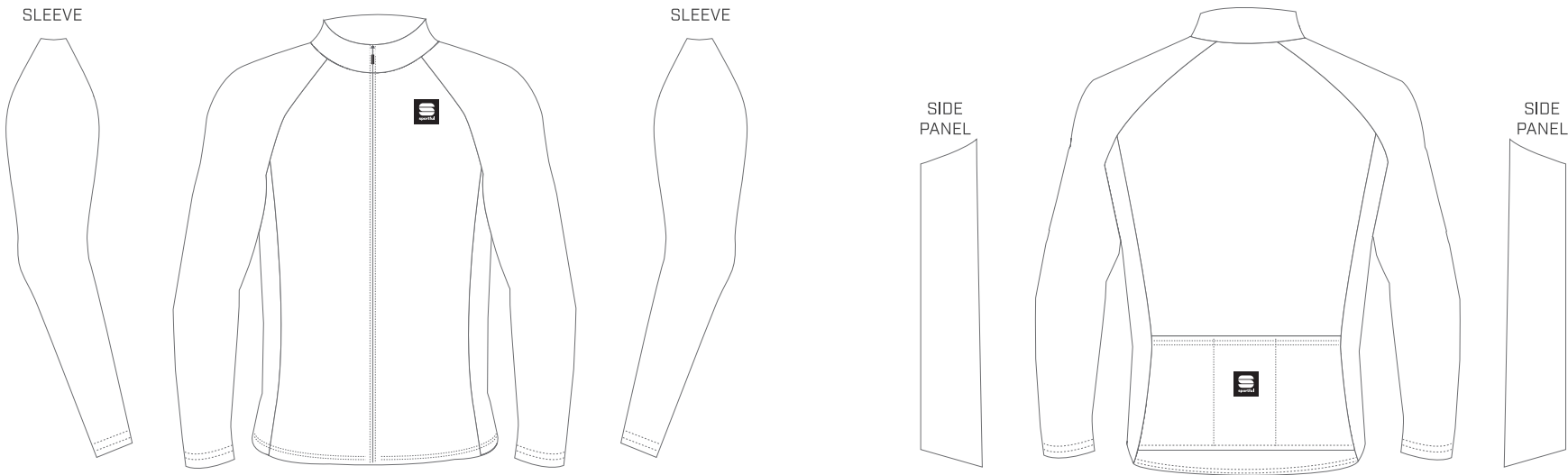
FLUO



POLICIES AND PROCEDURES

PRODUCTION STARTS ONLY AFTER ORDER, DEPOSIT, AND ART IS APPROVED. ART PLACEMENT IS CONSIDERED TO BE APPROXIMATE IN POSITION AND SCALE. SPORTFUL MAKES EVERY ATTEMPT TO MATCH THE LINE ART AS CLOSELY AS POSSIBLE TO THE FINISHED PRODUCT. DESIGN ELEMENTS THAT CROSS SEAM LINES CANNOT BE GUARANTEED TO LINE UP ON THE FINISHED PRODUCT, CUSTOMER AFFIRMS THEY HAVE PERMISSION TO USE ALL LOGOS CONTAINED IN THE PROVIDED ART FILES.





LINE ART PANTONE (PMS) COLORS



FLUO



POLICIES AND PROCEDURES

PRODUCTION STARTS ONLY AFTER ORDER, DEPOSIT, AND ART IS APPROVED. ART PLACEMENT IS CONSIDERED TO BE APPROXIMATE IN POSITION AND SCALE. SPORTFUL MAKES EVERY ATTEMPT TO MATCH THE LINE ART AS CLOSELY AS POSSIBLE TO THE FINISHED PRODUCT. DESIGN ELEMENTS THAT CROSS SEAM LINES CANNOT BE GUARANTEED TO LINE UP ON THE FINISHED PRODUCT, CUSTOMER AFFIRMS THEY HAVE PERMISSION TO USE ALL LOGOS CONTAINED IN THE PROVIDED ART FILES.





LYCRA



LINE ART PANTONE (PMS) COLORS



FLUO



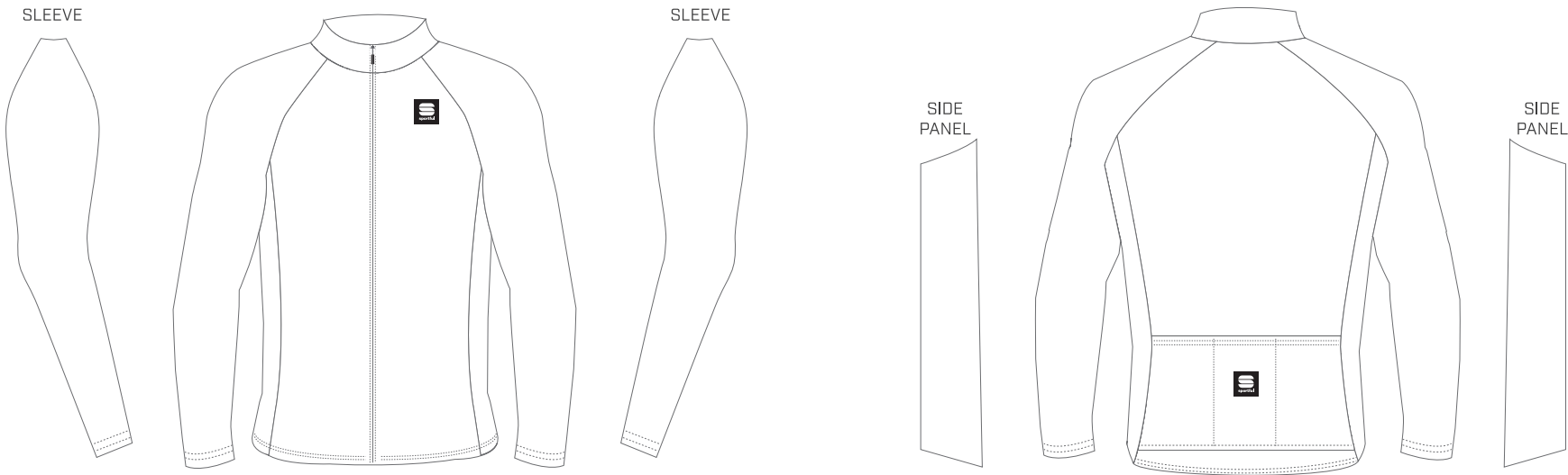
POLICIES AND PROCEDURES

PRODUCTION STARTS ONLY AFTER ORDER, DEPOSIT, AND ART IS APPROVED. ART PLACEMENT IS CONSIDERED TO BE APPROXIMATE IN POSITION AND SCALE. SPORTFUL MAKES EVERY ATTEMPT TO MATCH THE LINE ART AS CLOSELY AS POSSIBLE TO THE FINISHED PRODUCT. DESIGN ELEMENTS THAT CROSS SEAM LINES CANNOT BE GUARANTEED TO LINE UP ON THE FINISHED PRODUCT, CUSTOMER AFFIRMS THEY HAVE PERMISSION TO USE ALL LOGOS CONTAINED IN THE PROVIDED ART FILES.



0700641

JUNIOR SOFTSHELL JACKET



LINE ART PANTONE (PMS) COLORS



FLUO



POLICIES AND PROCEDURES

PRODUCTION STARTS ONLY AFTER ORDER, DEPOSIT, AND ART IS APPROVED. ART PLACEMENT IS CONSIDERED TO BE APPROXIMATE IN POSITION AND SCALE. SPORTFUL MAKES EVERY ATTEMPT TO MATCH THE LINE ART AS CLOSELY AS POSSIBLE TO THE FINISHED PRODUCT. DESIGN ELEMENTS THAT CROSS SEAM LINES CANNOT BE GUARANTEED TO LINE UP ON THE FINISHED PRODUCT, CUSTOMER AFFIRMS THEY HAVE PERMISSION TO USE ALL LOGOS CONTAINED IN THE PROVIDED ART FILES.



0700828

JUNIOR WINTER BIBTIGHT



LYCRA



LINE ART PANTONE (PMS) COLORS




FLUO



POLICIES AND PROCEDURES

PRODUCTION STARTS ONLY AFTER ORDER, DEPOSIT, AND ART IS APPROVED. ART PLACEMENT IS CONSIDERED TO BE APPROXIMATE IN POSITION AND SCALE. SPORTFUL MAKES EVERY ATTEMPT TO MATCH THE LINE ART AS CLOSELY AS POSSIBLE TO THE FINISHED PRODUCT. DESIGN ELEMENTS THAT CROSS SEAM LINES CANNOT BE GUARANTEED TO LINE UP ON THE FINISHED PRODUCT, CUSTOMER AFFIRMS THEY HAVE PERMISSION TO USE ALL LOGOS CONTAINED IN THE PROVIDED ART FILES.





LINE ART PANTONE (PMS) COLORS



FLUO



POLICIES AND PROCEDURES

PRODUCTION STARTS ONLY AFTER ORDER, DEPOSIT, AND ART IS APPROVED. ART PLACEMENT IS CONSIDERED TO BE APPROXIMATE IN POSITION AND SCALE. SPORTFUL MAKES EVERY ATTEMPT TO MATCH THE LINE ART AS CLOSELY AS POSSIBLE TO THE FINISHED PRODUCT. DESIGN ELEMENTS THAT CROSS SEAM LINES CANNOT BE GUARANTEED TO LINE UP ON THE FINISHED PRODUCT, CUSTOMER AFFIRMS THEY HAVE PERMISSION TO USE ALL LOGOS CONTAINED IN THE PROVIDED ART FILES.

